



Community-Based Participatory Research: Overview of the CBPR approach Tutorial 2: Phases of CBPR

Presented by:

**The California-Nevada
Public Health Training Center**

Funded by Grant #UB6HP20202 from the Health Resources and
Services Administration, U.S. Department of Health and Human Services

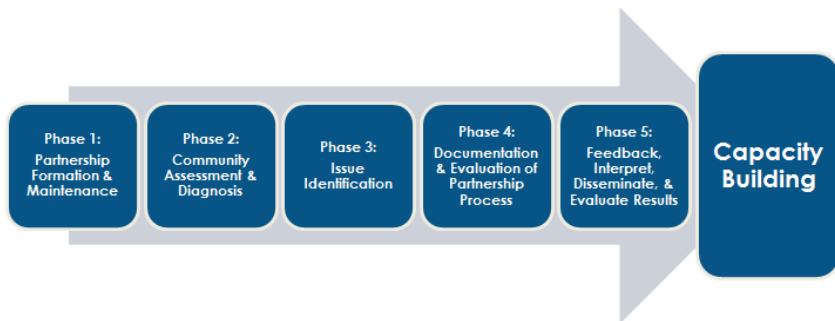
Learning Objectives

- By the end of the training, participants will be able to:
 - Describe the five phases of CBPR
 - Identify at least two factors of an effective partnership
 - Identify at least two challenges to effective collaboration
 - Identify at least two data collection methods used throughout the five phases

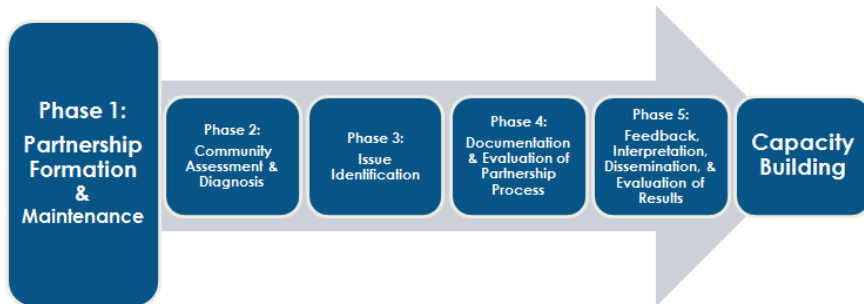
Phases of CBPR



Phases of CBPR



Phase 1



Phase 1: Partner Formation & Maintenance



- Gain entry as an outsider
- Accountability
- Complex partnerships

What Makes an Effective Partnership?

- Open communication

» Establishing common norms

- Group membership

» Clear shared goals

- Identifying partner strengths and capacities

» Prioritizing goals and objectives



What Makes an Effective Partnership?


- Strategies to address culturally diversity

» Equal distribution of participation and leadership

- Power and influence based on partner capacities

» Effective decision-making processes

- Addressing conflict



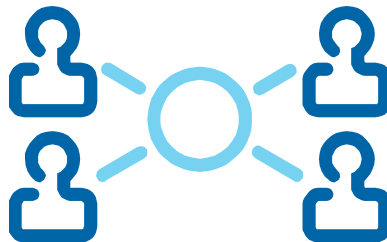
Activity

- 5 minutes
- Best
- Worst



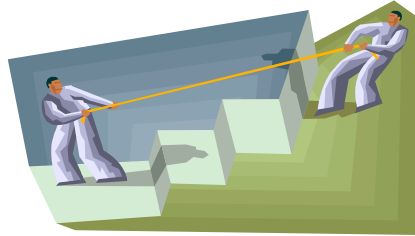
Strategies for Effective Groups

- Self-reflection
 - Capacities/resources
 - Individual
 - Institutional
 - Potential liabilities
- Use networks
- Be flexible



Challenges to Partnership

- Lack of trust or respect
- Inequitable distribution of power and control
- Differences in
 - Priorities
 - Assumptions
 - Values
 - Principles
 - Perspectives

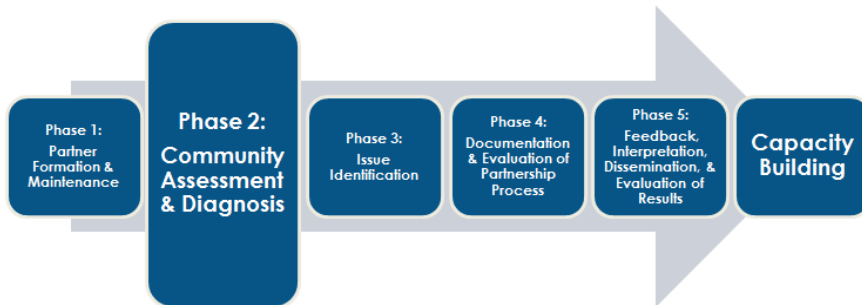


Challenges to True Collaboration

- Public Health + Communities
 - Understand and practice CBPR methods
 - Build partnerships
 - Engagement
- Key to sustainable solutions



Phase 2



Phase 2: Community Assessment & Identification



- Strengths
- Assets
- Resources
- Needs
- Problems

Action-Oriented Community Diagnosis

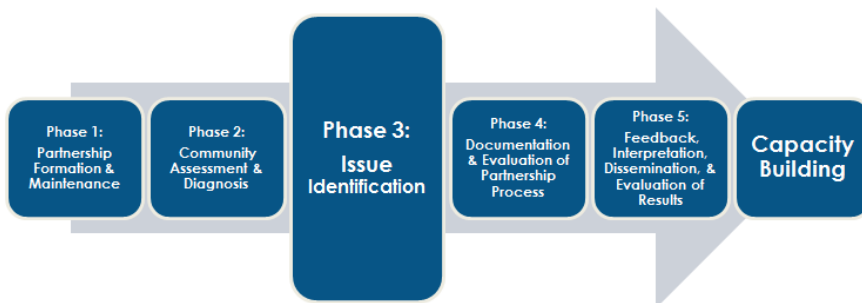
- Identifies dynamics, relationships, and interactions to

TAKE ACTION



- To improve
 - Social change
 - Health status

Phase 3



Phase 3: Issue Identification

- What is the specific issue?
- What are contributing factors?
- What are potential interventions?



Identification Methods



- Observation
- Windshield surveys
- Focus groups
- Semi-structured interview
- Surveys

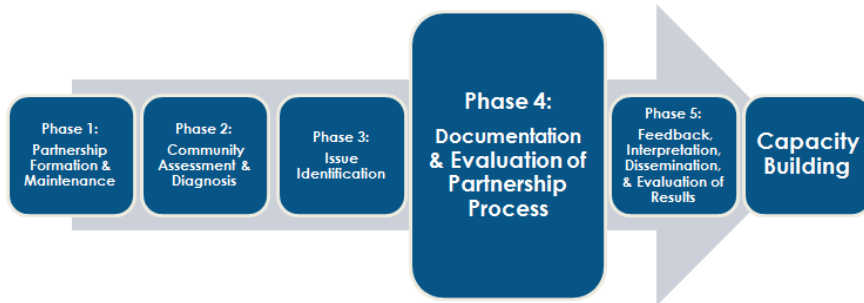
Mapping



Partner Inclusion



Phase 4



Phase 4: Documentation & Evaluation of Partnership Process

- Progress
 - How well the partnership is working?
 - Are you on target?
- Refining the partnership
 - Opportunity to improve weaker areas



Are You on Target?



- Intermediate outcomes
- Long-term objectives

Evaluation Methods

- Observation
- Windshield surveys
- Focus groups
- Semi-structured interview
- Surveys



Phase 5




Phase 5: Feedback, Interpret, Disseminate, & Evaluate Results



Feedback & Interpretation

- Research findings
 - Understandable
 - Respective
 - Useful
- Methods
 - Surveys
 - Focus groups
 - Interviews
 - Photo voice
 - Secondary data analysis

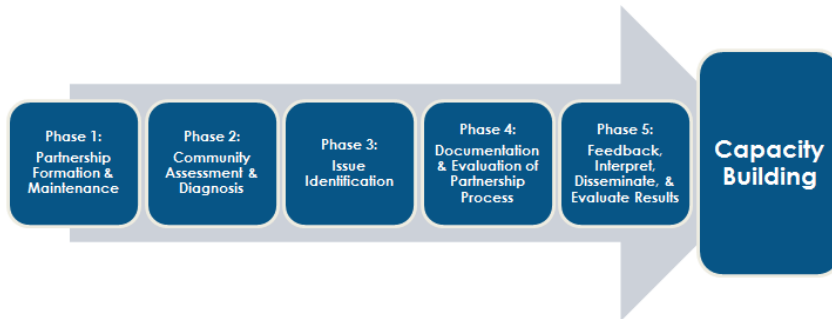


Dissemination and Evaluation

- Accountability
- Translation & Action
 - Application
 - Intervention
 - Policy



Phases of CBPR



Capacity Building

- Examples
 - Training
 - Evaluation
 - Public Speaking
 - Advocacy
 - Trust
 - Partnerships and networks
 - Funding

